

American Journal Experts
Claim Your Free Trial

OPEN >



Organizing a conference?

Enjoy fast, cost-effective publication of your meeting's key research.

AIP Conference Proceedings

REQUEST A QUOTE

AIP Conference Proceedings has been a trusted publishing partner for more than 40 years, delivering fast, affordable, and versatile publishing for maximum exposure of your meeting's key research. Our conference proceedings program reports the findings presented at scientific meetings from large international conferences to small specialist workshops. Subject areas span the physical sciences, including physics, math, chemistry, materials science, and engineering.

Why publish with us:

- Indexed in leading databases – Web of Science, Scopus, Inspec, Chemical Abstracts Service (CAS), and Astrophysics Data System (ADS)
- Author-friendly license agreement – you retain copyright of your own work
- Global reach – nearly 4,000 institutions in 190+ countries
- Customized publishing options including print-on-demand – best value and flexibility

Find out why AIP Conference Proceedings is the [right choice for your next event](#).

[Request a QUOTE today.](#)



Forthcoming Titles

For more information regarding our schedule of forthcoming proceedings

SEE MORE

Most Read

Most Cited

FEB 02 2018

A solid waste management survey in Davao del Sur (school and

For Organizers

[Abstracting & Indexing](#)

[FAQ for Organizers](#)

[Peer Review](#)

[The Publication Process](#)

[Post Publication Policy](#)

[Testimonials from Editors & Organizers](#)

Abstracting and Indexing (A+I)

AIP Publishing recognizes the importance of enhancing visibility and discoverability of published research by including published research in abstracting and indexing (A+I) databases that researchers use. We support the work of A+I services by providing researchers with access to all of our published proceedings volumes upon publication. However, how quickly selected proceedings are available in an A+I service is up to the provider; AIP Publishing has no influence on this timeframe. AIP Conference Proceedings are indexed in a number of services, including these leading databases:

- The Conference Proceedings Citation Index (part of Web of Science)
- Scopus (Elsevier)
- Inspec
- Chemical Abstracts Service (CAS)
- Astrophysics Data System (ADS)

Clarivate is currently experiencing an indexing backlog for conference proceedings and has provided the updated criteria on their website. Additional information: [Web of Science Conference Proceedings Citation Index Evaluation Process and Selection Criteria](#).

If you believe our proceedings should be indexed in additional databases, including specialist services used by your research community, please send an email to confproc@aip.org.

AIP Conference Proceedings impact factor, indexing, ranking (2023)



Aim and Scope

AIP Conference Proceedings is a research journal that publishes research related to **Physics and Astronomy (all)**. This journal is published by the American Institute of Physics. The P-ISSN of this journal is 0094243X. Based on the Scopus data, the **SCImago Journal Rank (SJR)** of AIP Conference Proceedings is **0.177**.

Also, check the other important details below like Publisher, ISSN, Ranking, Indexing, Impact Factor (if applicable), Publication fee (APC), Review Time, and Acceptance Rate of AIP Conference Proceedings.

According to Clarivate's JCR, the journals indexed in SCIE/SSCI have an impact factor.

AIP Conference Proceedings Ranking

SJR (SCImago Journal Rank): 0.177 **Quartile:** Q4 **Cite Score:** 0.7 **SNIP:** 0.314

The **SJR (SCImago Journal Rank)** measures citations weighted by prestige. It is useful for comparing journals within the same field, and forms the basis of the subject category ranking. A journal SJR indicator is a numeric value representing the average number of weighted citations received during a selected year per document published in that journal during the previous three years, as indexed by Scopus. Higher SJR indicator values are meant to indicate greater journal prestige. SJR is developed by the Scimago Lab, originated from a research group at University of Granada. Q1 journals are cited more often and by more prestigious journals than those in the other quartiles.

Each subject category of journals is divided into four quartiles: Q1, Q2, Q3, Q4. Q1 is occupied by the top 25% of journals in the list; Q2 is occupied by journals in the 25 to 50% group; Q3 is occupied by journals in the 50 to 75% group and Q4 is occupied by journals in the 75 to 100% group.

CiteScore of an academic journal is a measure reflecting the yearly average number of citations to recent articles published in that journal. This journal evaluation metric was launched in December 2016 by Elsevier as an alternative to the generally used JCR impact factors (calculated by Clarivate). CiteScore is based on the citations recorded in the Scopus database rather than in JCR, and those citations are collected for articles published in the preceding four years instead of two or five.

Source Normalized Impact per Paper (SNIP) is calculated annually from Scopus data. It is a sophisticated metric that intrinsically accounts for field-specific differences in citation practices.

Important Metrics

| | |
|-----------------------|-------------------------------|
| Journal Title: | AIP Conference Proceedings |
| Publisher: | American Institute of Physics |
| P-ISSN: | 0094243X |
| Open Access: | NO |
| Subject: | Physics and Astronomy (all) |
| Citescore: | 0.7 |
| SNIP: | 0.314 |
| SJR: | 0.177 |
| Quartile: | 4 |

AIP Conference Proceedings Indexing

The **AIP Conference Proceedings** is indexed in:

- [UGC CARE](#)
- [Scopus](#)

An **indexed journal** means that the journal has gone through and passed a review process of certain requirements done by a journal indexer.

The Web of Science Core Collection includes the Science Citation Index Expanded (SCIE), Social Sciences Citation Index (SSCI), Arts & Humanities Citation Index (AHCI), and Emerging Sources Citation Index (ESCI).

AIP Conference Proceedings Quartile

The latest Quartile of AIP Conference Proceedings is **Q4**.

Each subject category of journals is divided into four quartiles: Q1, Q2, Q3, Q4. Q1 is occupied by the top 25% of journals in the list; Q2 is occupied by journals in the 25 to 50% group; Q3 is occupied by journals in the 50 to 75% group and Q4 is occupied by journals in the 75 to 100% group.

Final Summary

- It is published by American Institute of Physics.
- The journal is indexed in UGC CARE, Scopus.
- The (SJR) SCImago Journal Rank is 0.177.
- The AIP Conference Proceedings is a reputed research journal.

Sources:

<https://www.scopus.com/sourceid/26916>



PRELIMINARY

 No Access . January 2023

Preface: 11th Annual International Conference (AIC) 2021

AIP Conference Proceedings **2613**, 010001 (2023); <https://doi.org/10.1063/12.0013644>

 PDF  E-READER [ADD TO FAVORITES](#) [SHARE](#) [EXPORT CITATION](#)

Preface: 11th Annual International Conference (AIC) 2021

AIP Conference Proceedings 2613, 010001 (2023); <https://doi.org/10.1063/12.0013644>



FIRST PAGE TOOLS

Preface: 11th Annual International Conference (AIC) 2021

The Institute of Research and Community Services (LPPM), Universitas Syiah Kuala is the organizer of the 11th Annual International Conference (AIC) 2021. The conference was held on September 29-30, 2021, at Universitas Syiah Kuala Banda Aceh, Aceh Province, Indonesia. This conference allows all presenters to promote their current research and innovations through discussion, sharing ideas and best practices among researchers and academics under the theme of strengthening the dissemination of research and innovation to enhance the transfer of knowledge in the fourth industrial revolution. The AIC on Sciences and Engineering topics of interests cover all, but are not limited to, theoretical and practical aspects of (1) Geology, Mining, Petroleum, Mechanical and Industrial Engineering, (2) Civil Engineering, Architecture, and Urban Planning, (3) Chemical, Physical Sciences and Engineering, (4) Electrical, Computer Engineering, Information System, Mathematical Sciences.

This year the conference was done virtually, and presenting the following the keynote and invited speakers, Prof. A. Min Tjoa, the Vienna University of Technology (Austria); Prof. Dr. Michele Notari, University of Teacher Education (Switzerland); Prof. Siti Azizah Mohd Nor., University Terengganu (Malaysia); Dr. Hawis Maduppa, B.Sc., M.Sc., Institut Pertanian Bogor (Indonesia); Prof. Amirul Mukminin, S.Pd., M.Sc.Ed., Ph.D., Universitas Jambi (Indonesia) and Associate Prof. Dr. Muhammad Roil Bilad, Faculty of Integrated Technologies, University of Brunei Darussalam (Brunei Darussalam).

Two keynote speakers and three invited speakers were presented on the first day, and one keynote speaker was presented on the second day. All keynote and invited presentations were run smoothly despite the time difference between Aceh, Indonesia, and the keynote and invited speakers' time zone. The online oral


presentation sessions also run well with the excellent teamwork between the host, moderators, and operators.

Double-blind review applied to all papers submitted to the conference. In total, 68 papers were presented, and 52 papers were accepted for publication. The authors covered nine countries: Indonesia, Malaysia, Peru, Australia, Saudi Arabia, Malaysia, New Zealand, Maldives, and the Philippines. This number of papers is received from three multidisciplinary conferences: sciences & engineering, environmental & life sciences, and social sciences. The reviewed and selected papers are published in reputable proceedings and journals.

I would like to express our thanks to Prof. Dr. Taufik Fuadi Abidin, S.Si., M.Tech., the Head of Institute for Research and Public Services of Universitas Syiah Kuala; Dr. Dra. Sulastris, M.Si., the Secretary of Institute for Research and Public Services of Universitas Syiah Kuala; Prof. Dr. Nasrul, S.T., M.T., the Head of Scientific Journals Center of Universitas Syiah Kuala; and Dr. Syamsulrizal, M.Kes, the Dean of Teacher Training and Education Faculty of Universitas Syiah Kuala, for their wise advice and suggestions. We also would like to acknowledge the conference secretary, treasurer, chief editors, and track editors for managing the paper review and organizing the technical program. Of course, we also would like to thank the rest of the committee members of AIC 2021 who have the spirit of volunteerism to succeed this conference.

Wasalamu 'alaikum warahmatullahi wabarakatuh.



Dr. Iskandar Abdul Samad, S.Pd., M.A.
Chairman


 No Access . January 2023

Mechanical properties of hybrid composites reinforced with oil palm empty fruit bunches/fly ash

Chindy Mauliza Duana, Sri Aprilia, Farid Mulana, Cut Meurah Rosnelly and Zuhra

AIP Conference Proceedings **2613**, 040001 (2023); <https://doi.org/10.1063/5.0120239>

SHOW ABSTRACT  PDF  E-READER ADD TO FAVORITES SHARE EXPORT CITATION

 No Access . January 2023

Mechanical properties of hybrid composites reinforced with oil palm empty fruit bunches/fly ash

Chindy Mauliza Duana, Sri Aprilia, Farid Mulana, Cut Meurah Rosnelly and Zuhra

AIP Conference Proceedings **2613**, 040001 (2023); <https://doi.org/10.1063/5.0120239>

HIDE ABSTRACT  PDF  E-READER ADD TO FAVORITES SHARE EXPORT CITATION

The utilization of natural fiber from oil palm empty fruit bunch (OPEFB) into composite materials can increase the economic value of EFB waste. OPEFB fibers can be turned into useful materials by combining them with other polymers, such as polyester resins, to produce better composite boards. This study aimed to determine differences in weight percent of OPEFB fiber and fly ash on polyester composites on mechanical properties. OPEFB fiber was first treated with alkali to reduce the lignin content before mixed with polyester resin and pressed by a press machine for 24 hours. The open mold method was used in this study. In this study, four hybridization compositions of OPEFB fiber /fly ash filler were studied, which are 10/1, 10/5, 20/1, and 20/5 (wt%) with polyester resin as a binder. Several mechanical properties such as tensile strength, tensile modulus, flexural strength, and flexural modulus were studied in this research. Tensile and flexural strength properties were tested using a Universal Testing Machine (MTS). The results showed that the hybridized OPEFB/fly ash fiber composition affected the performance of the composite. OPEFB/fly ash fiber hybridization improved the composite performance compared to pure polyester composites. The highest tensile strength and tensile modulus were in the OPEFB/fly ash fiber hybridization (10/1). The flexural strength of OPEFB/fly ash fiber hybridization (20/1) and the flexural modulus at (20/5).

GO TO ABSTRACT

Mechanical properties of hybrid composites reinforced with oil palm empty fruit bunches/fly ash

Cite as: AIP Conference Proceedings **2613**, 040001 (2023); <https://doi.org/10.1063/5.0120239>
Published Online: 30 January 2023

Chindy Mauliza Duana, Sri Aprilia, Farid Mulana, et al.



[View Online](#)



[Export Citation](#)



APL Machine Learning
Machine Learning for Applied Physics
Applied Physics for Machine Learning
Now Open for Submissions

Mechanical Properties of Hybrid Composites Reinforced with Oil Palm Empty Fruit Bunches/Fly Ash

Chindy Mauliza Duana¹, Sri Aprilia^{2,a)}, Farid Mulana², Cut Meurah Rosnelly², Zuhra²

¹ Graduate School of Chemical Engineering, Engineering Faculty, Universitas Syiah Kuala, Banda Aceh 23111, Indonesia

² Department of Chemical Engineering, Engineering Faculty, Universitas Suiah Kuala, Banda Aceh 23111, Indonesia

^{a)} Corresponding author: sriapriliah@unsyiah.ac.id

Abstract. The utilization of natural fiber from oil palm empty fruit bunch (OPEFB) into composite materials can increase the economic value of EFB waste. OPEFB fibers can be turned into useful materials by combining them with other polymers, such as polyester resins, to produce better composite boards. This study aimed to determine differences in weight percent of OPEFB fiber and fly ash on polyester composites on mechanical properties. OPEFB fiber was first treated with alkali to reduce the lignin content before mixed with polyester resin and pressed by a press machine for 24 hours. The open mold method was used in this study. In this study, four hybridization compositions of OPEFB fiber /fly ash filler were studied, which are 10/1, 10/5, 20/1, and 20/5 (wt%) with polyester resin as a binder. Several mechanical properties such as tensile strength, tensile modulus, flexural strength, and flexural modulus were studied in this research. Tensile and flexural strength properties were tested using a Universal Testing Machine (MTS). The results showed that the hybridized OPEFB/fly ash fiber composition affected the performance of the composite. OPEFB/fly ash fiber hybridization improved the composite performance compared to pure polyester composites. The highest tensile strength and tensile modulus were in the OPEFB/fly ash fiber hybridization (10/1). The flexural strength of OPEFB/fly ash fiber hybridization (20/1) and the flexural modulus at (20/5).

INTRODUCTION

In recent decades, the use of natural fibers such as flax fiber, kenaf fiber, cotton fiber, sisal, and palm oil is in great demand because of their environmentally friendly and renewable nature. Natural fibers have many advantages, including high specific modulus, lightweight, low cost, and the fiber has resistance to deformation [1]. Several studies use natural fibers to manufacture composites, one of which is oil palm empty fruit bunches. Natural fibers produced from OPEFB have great potential to substitute for synthetic fibers due to the abundance of the OPEFB [2]. OPEFB consists of high cellulose content, namely 48%, 49.8%, and 65%. Due to the high cellulose content, OPEFB can become a raw material that can be used as a filler in biocomposites [3].

In addition to having many advantages, OPEFB fiber has the disadvantage of high water absorption, which causes a decrease in the quality of the biocomposite [4]. Therefore, it is necessary to treat modifications with the addition of fly ash to improve the mechanical performance of the composite. Fly ash is a by-product of coal combustion, which accumulates due to the electrostatic deposition of flue gases in thermal power plants. Fly ash particles contain a lot of silica, alumina, and FeO/Fe₂O₃. Adding fly ash as reinforcement to the composite hybrid will encourage better use of this solid waste for environmental protection [5]. Fly ash has the advantage of having a low price and high performance [6].

This modification process will produce a hybrid composite polymer. This study on the development of hybrid composites offers benefits for developing composite products with better strength and flexibility for various industrial, experimental applications [3].

Based on the description explained, the manufacture of hybrid composites reinforced with OPEFB fiber filler as organic waste and fly ash as inorganic waste, and polyester as a matrix will be studied by researchers in this study. This research uses thermoset and thermoplastic polymers, namely polyester as a matrix reinforced by fly ash as inorganic filler and OPEFB as natural (organic) fibers. The modification is expected to improve the mechanical performance of the composite hybrid board.

METHOD

OPEFB Preparation

OPEFB before processing is first cleaned and dried at room temperature for seven days. OPEFB was ground to obtain a particle size of 40 mesh. OPEFB fiber with alkaline treatment using 1% NaOH for 3 hours. Then washed with distilled water repeatedly and dried using an oven dryer at a temperature of 80 °C for 24 hours [7].

Composites Hybrid Manufacture

The composite hybrid was made by hand lay-up method using a stainless mold measuring 20 cm x 20 cm x 0.5 cm and pressed with a hot press. The polyester resin was mixed with fly ash and 1% methyl ethyl ketone peroxide (MEKP) catalyst. OPEFB fibers are arranged in a mold, the resin is poured into the fiber, and then the mold is closed for drying (curing) for 24 hours using a press machine. The open mold method was used in this study. For variations in the composition of OPEFB/fly ash fibers was showed in Table 1.

TABLE 1. Composition comparison in hybrid composites.

| Sample | Polyester (%) | OPEFB (%) | Fly ash (%) |
|-----------------|---------------|-----------|-------------|
| PE | 100 | - | - |
| PE/OPEFB10 | 100 | 10 | - |
| PE/OPEFB10/FA1 | 100 | 10 | 1 |
| PE/OPEFB10/FA3 | 100 | 10 | 3 |
| PE/OPEFB20 /FA5 | 100 | 10 | 5 |
| PE/OPEFB20/FA1 | 100 | 20 | 1 |
| PE/OPEFB20/FA5 | 100 | 20 | 5 |

The composite hybrid was then evaluated for its mechanical properties, including tensile strength and flexural strength tests. The tensile strength test followed ASTM D638-10 using the Universal Testing Machine (MTS). Flexural strength testing follows ASTM D790 using the INSTRON 8874 Universal Testing Machine.

DISCUSSION

Tensile Analysis

Table 2 compares the effect of the OPEFB/fly ash fiber ratio on the tensile strength and Young's modulus in composite hybrids. Based on the values obtained, the difference is that the OPEFB/fly ash fiber filler ratio affects the tensile strength and Young's modulus. Figure 1. shows the tensile strength of

various samples obtained from different values. The highest tensile strength was shown in the PE/OPEFB10/FA1 sample variation, which was 22.05 MPa. This is followed by 20.93 (PE/OPEFB20/FA1); 19.79 (PE/OPEFB10); 18.15 (PE/OPEFB10/FA3); 16.98 (PE); 14.90 (PE/OPEFB20/FA5) and 13.51 MPa (PE/OPEFB10/FA5). The increase in tensile strength in hybrid composites is due to the hybridization between OPEFB fiber and fly ash, increasing the transfer of stress from the resin to the fiber. In addition, fiber hybridization also increases the ability of stress transfer from OPEFB fiber to fly ash which causes the composite to withstand higher forces before fracture. This phenomenon proves that the fiber fraction significantly affects the hybridization limit in providing better tensile strength properties for the resulting composite [8].

In addition to OPEFB fiber, the composition of fly ash added to the composite hybrid will also affect the tensile strength. The greater the ratio of fly ash added, the lower the tensile strength will be. The addition of fly ash will cause the tensile strength to decrease; therefore, it is important to ensure the compositional limits of fly ash so that its use is effective to obtain the desired properties [9]

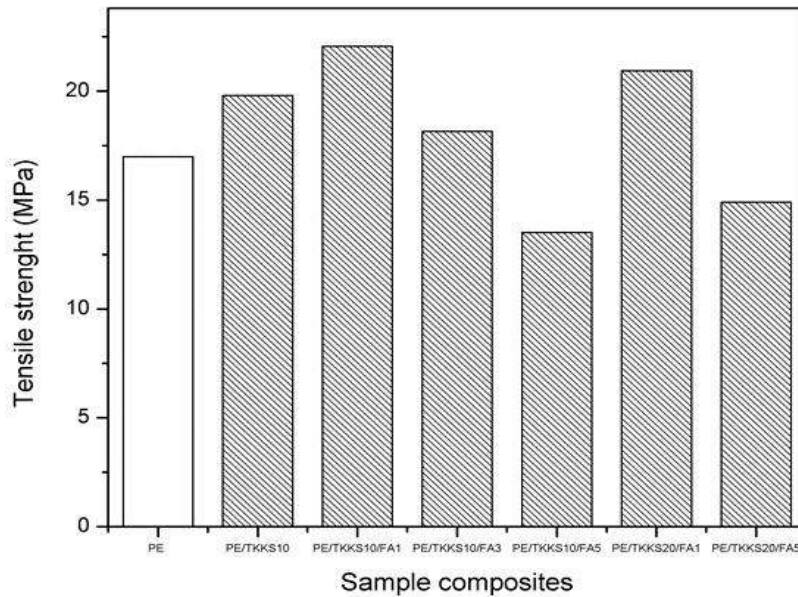
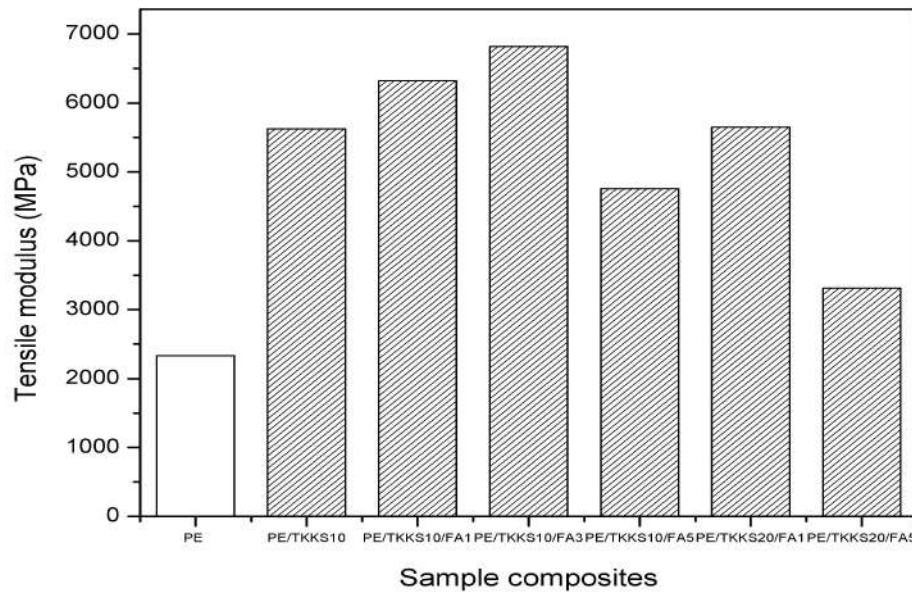


FIGURE 1. Tensile strength in various variations of composite hybrid samples

In Figure 2, the tensile modulus of the hybrid composite shows a trend that is almost the same as the tensile strength. Tensile modulus in each variation of the composite hybrid board sample shows different values, as shown in Table 1. The results showed that the highest tensile modulus was found in the PE/TKKS10/FA3 sample, 6817.37 Mpa. Tensile modulus is increased when compared to pure polyester composites. The high tensile modulus was caused by the increase in the hybridization composition of the composite. However, the PE/TKKS 20/FA5 composite hybrid showed a decrease in the tensile modulus. The insufficient amount of resin can explain this phenomenon to wet the fibers in samples with a higher fiber weight fraction [8].

TABLE 2. Tensile strength and Tensile modulus hybrid composite

| Sample | Tensile Streight (MPa) | Tensile Modulus (MPa) |
|---------------|---------------------------|-----------------------|
| PE | 16.98 | 2331.99 |
| PE/TKKS10 | 19.79 | 5625.91 |
| PE/TKKS10/FA1 | 22.05 | 6322.59 |
| PE/TKKS10/FA3 | 18.15 | 6817.37 |
| PE/TKKS10/FA5 | 13.51 | 4759.23 |
| PE/TKKS20/FA1 | 20.93 | 5651.25 |
| PE/TKKS20/FA5 | 14.90 | 3309.55 |

**FIGURE 2.** Tensile modulus in various variations of composite hybrid samples

Flexural Analysis

Figure 3 shows that the flexural strength of the hybrid composite increased with the addition of OPEFB fibers to its composition. It is caused by an increase in the flexural strength of the composite hybrid with the addition of filler compared to the polyester composite alone. The addition of fiber causes this increase will produce a good stress transfer between the filler and matrix [10]. The greatest flexural strength is 66.67 MPa in the sample (PE/OPEFB10). However, with the addition of 20% OPEFB fiber, the flexural strength decreased due to poor dispersion between fiber and matrix [10]. The addition of fly ash to the composite hybrid reduces its flexural strength [8].

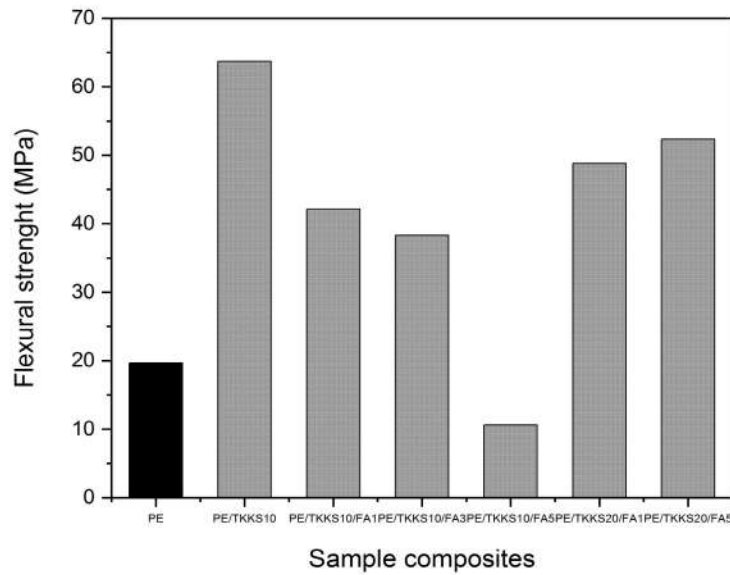


FIGURE 3. Flexural strength in various variations of composite hybrid samples

In Figure 4, it can be seen that each sample variation shows a different flexural modulus. The lowest flexural modulus is shown in the pure polyester composite, which is 2427.6 MPa. At the same time, the highest value is shown in the sample (PE/OPEFB10), which is 3824.12 MPa. It proves that the addition of OPEFB fiber will increase the flexural modulus, which can be attributed to the fact that the flexural properties of the composite depend on the interfacial bond between the filler and the matrix [11].

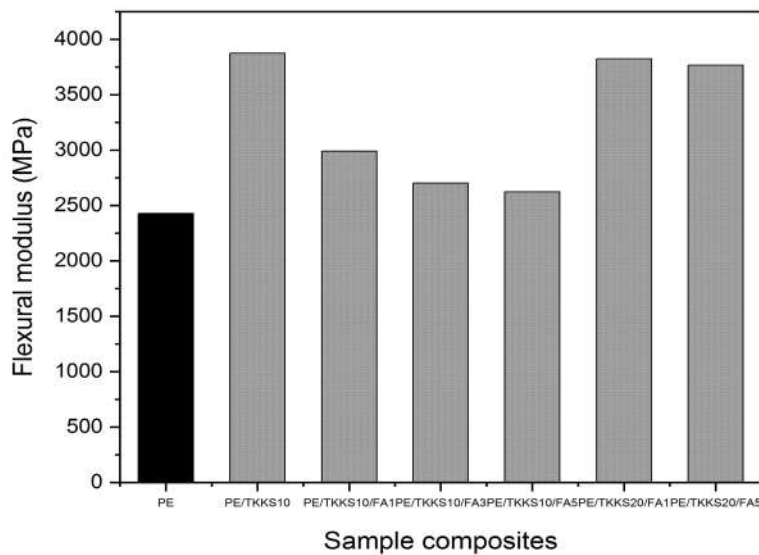


FIGURE 4. Flexural modulus in various variations of composite hybrid samples

CONCLUSION

This study discusses the hybridization of OPEFB/fly ash fibers at different compositions (10/1, 10/3, 10/5, 20/1, 20/5) in composites with 100% polyester weight fraction. Based on the results of the mechanical properties, the hybridization of OPEFB fiber in the composite hybrid succeeded in increasing the tensile strength and flexural strength. The addition of OPEFB/fly ash fiber filler increased the mechanical properties of the composite hybrid. The composite hybrid with the addition of 5% fly ash will cause a decrease in the tensile strength and flexural strength of the composite hybrid. These results can be concluded that hybrid polyester composites reinforced with OPEFB fiber filler/fly ash can be an alternative to overcome the waste problem and lead to green products.

ACKNOWLEDGMENTS

The author would like to thank Institute for Research and Community Service (LPPM) Universitas Syiah Kuala and Directorate of Research and Community Service and also the Directorate General of Research and Development of the Ministry of Research, Technology and Higher Education under Research Contract for financial support of the research, under Research PDUPT with Research Contract Number 154/SP2H/LT/DPRM/2021.

REFERENCES

1. M. A. Norul Izani, M. T. Paridah, U. M. K. Anwar, M. Y. Mohd Nor, and P. S. H'ng, *Compos. Part B-Eng.* **85**, (1), 1251–1257 (2013).
2. R. Lusiani and Y. Ardiansah, “Pemanfaatan Limbah Tandan Kosong Kelapa Sawit Sebagai Papan Komposit Dengan Variasi Panjang Serat,” p. 9, 2015.
3. N. A. Ramlee, M. Jawaid, E. S. Zainudin, and S. A. K. Yamani, *J. Mater. Res. Technol* **8** (4) 3466–3474 (2019).
4. O. A. Saputra, W. E. Prasetyo, E. Pramono, D. S. Handayani, S. Pujiasih, and I. Arifagama, “Pengaruh (3-Glycidyloxypropyl) trimethoxysilane Sebagai Hybrid Filler Terhadap Sifat Mekanik dan Water Adsorption Biokomposit Recycle Polipropilena/Serat Tandan Kosong Kelapa Sawit,” p. 5, 2015.
5. J. Sim, Y. Kang, B. J. Kim, Y. H. Park, and Y. C. Lee, *Polymers* **12** (1), (2020).
6. J. Sim, Y. Kang, B. J. Kim, Y. H. Park, and Y. C. Lee, *Polymers* **12** (1), 79 (2020).
7. A. Atiqah, M. Jawaid, S. M. Sapuan, M. R. Ishak, M. N. M. Ansari, and R. A. Ilyas, *J. Mater. Res. Technol* **8**, (5) 3726–3732 (2019).
8. S. N. H. Mustapha, C. W. N. F. C W Norizan, R. Roslan, and R. Mustapha, *J. Nat. Fibers*, 1–14 (2020).
9. A. Praveen Kumar and M. Nalla Mohamed, “A comparative analysis on tensile strength of dry and moisture absorbed hybrid kenaf/glass polymer composites,” *J. Ind. Text.* **47** (8) 2050–2073 (2018).
10. N. A. Nordin, N. M. M. Abd Rahman, and A. Hassan, “Thermal and mechanical properties of injection moulded heat-treated oil palm empty fruit bunch fibre-reinforced high-density polyethylene composites,” *Plast. Rubber Compos.* **48**, (9) 410–421 (2019).
11. B. L. Zhu, J. Wang, H. Zheng, J. Ma, J. Wu, and R. Wu, *Compos. Part B-Eng.* (69) 496–506 (2015).